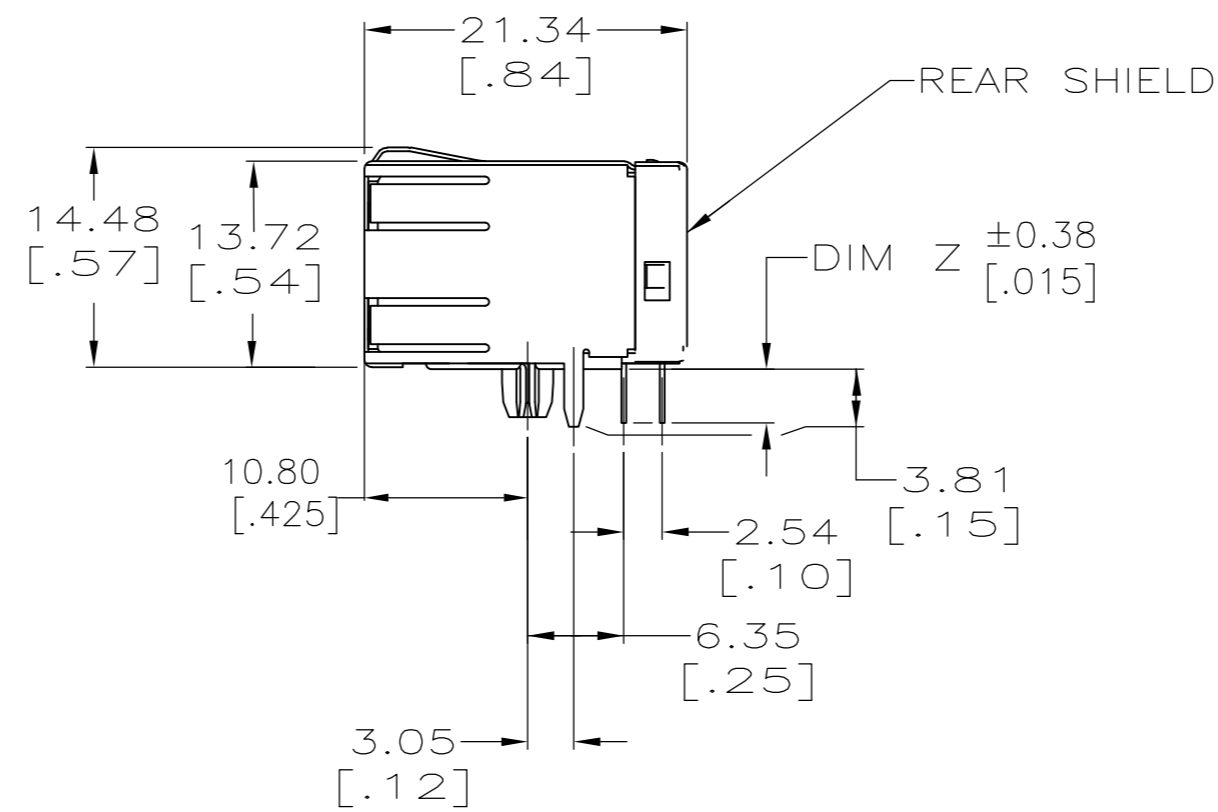
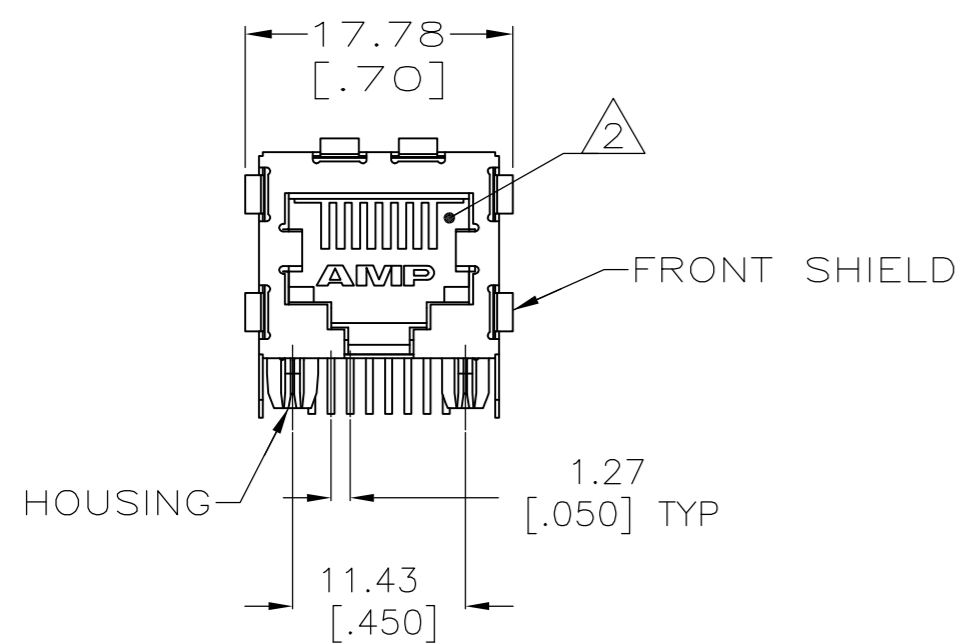


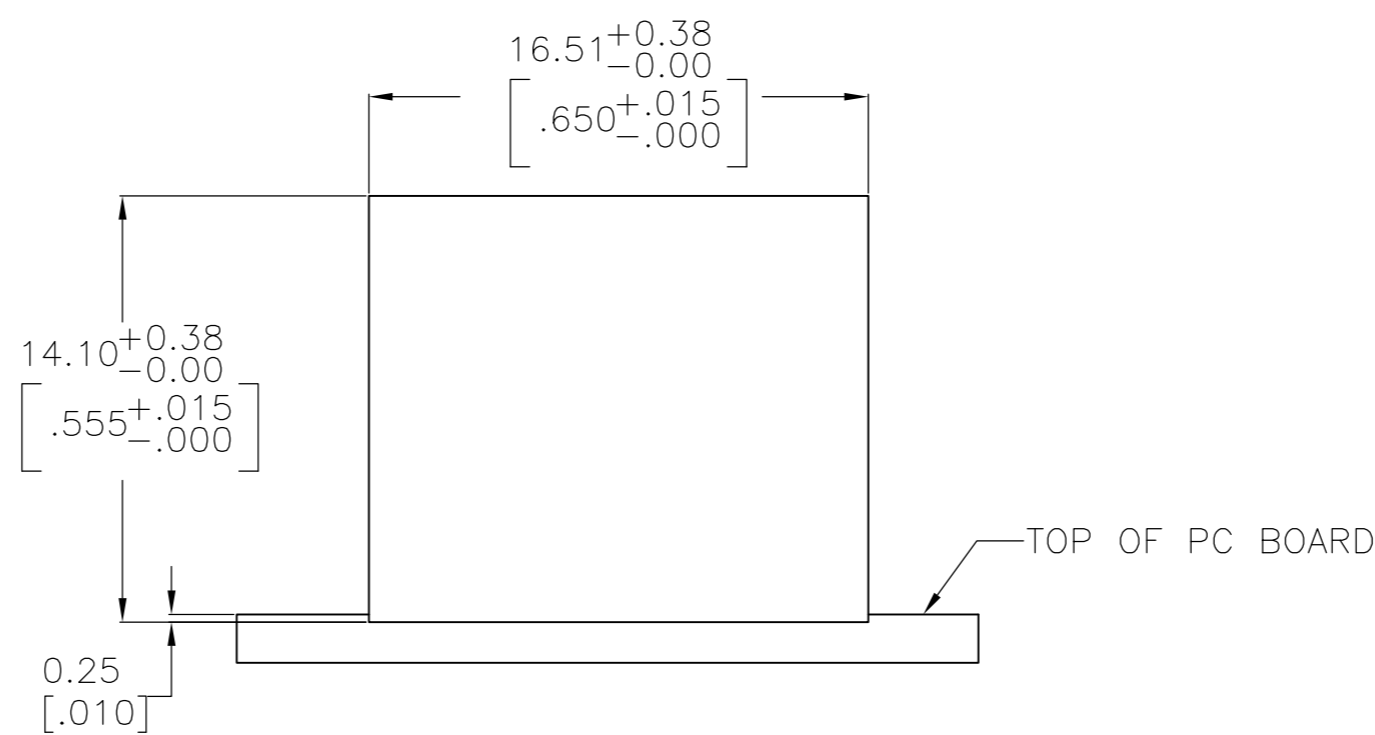
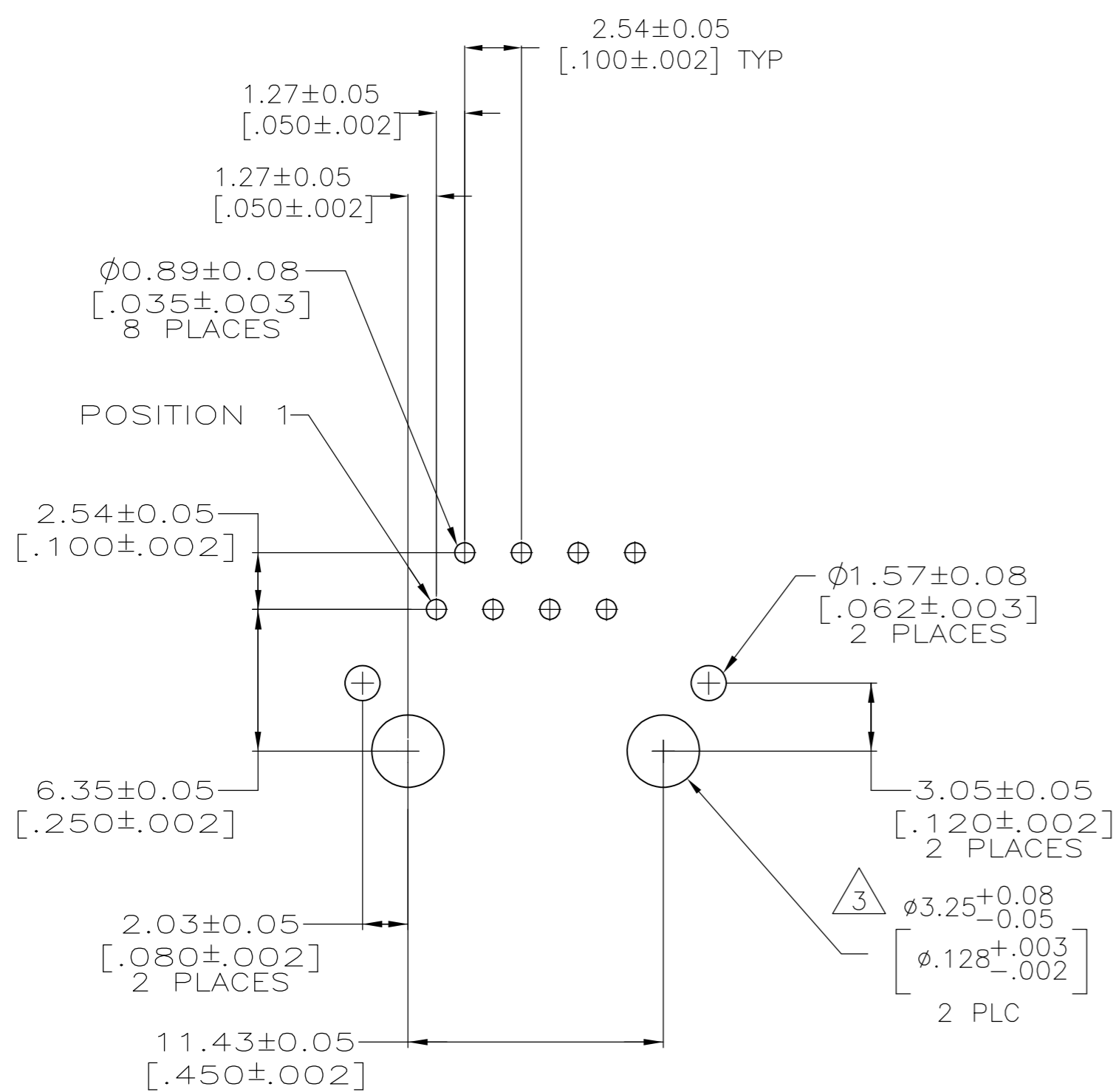
THIS DRAWING IS UNPUBLISHED. RELEASED FOR PUBLICATION
 © COPYRIGHT - By - ALL RIGHTS RESERVED.

LOC		DIST		REVISIONS			
P	LTR	DESCRIPTION	DATE	DWN	APVD		
AA	00						
	D	REV PER ECO-14-017372	20OCT2014	LL	SH		



- MATERIAL: HOUSING - NYLON, COLOR: BLACK, UL 94V-0. OVERMOLDED TERMINAL ARRAY - PBT, COLOR: BROWN. TERMINALS - 0.33 [.013] THICK PHOS BRONZE PLATED WITH 1.27 μm [.000050] MINIMUM THICK HARD GOLD IN LOCALIZED AREA AND 3.81 μm [.000150] MINIMUM THICK MATTE TIN IN SOLDER AREA OVER 1.27 μm [.000050] MINIMUM THICK NICKEL UNDERPLATE. SHIELDS - 0.25 [.010] THICK COPPER ALLOY PLATED WITH 1.27 μm [.000050] MINIMUM NICKEL AND 2.03 μm [.000080] MINIMUM HOT TIN DIP ON PCB GROUND TABS.

- ⚠ JACK CAVITY CONFORMS TO FCC RULES AND REGULATIONS, PART 68 SUBPART F.
- ⚠ USE #30 DRILL BIT OR 3.25mm DRILL BIT WHEN PRODUCING THESE PCB HOLES.
- 4. DIELECTRIC WITHSTANDING VOLTAGE BETWEEN SHIELD AND TERMINAL IS 1500 VAC
- ⚠ PACKAGE: TAPE & REEL.



RECOMMENDED PANEL CUTOUT
 SCALE 4:1

RECOMMENDED PC BOARD LAYOUT
 COMPONENT SIDE
 SCALE 4:1

3.56 [.140]	⚠ 5406299-2
3.05 [.120]	1-5406299-1
3.56 [.140]	5406299-1
DIM. Z	PART NUMBER

THIS DRAWING IS A CONTROLLED DOCUMENT.		DWN	20APR2005	TE Connectivity	
		CHK	T. SPRINKLE/L.A.MAYER		
		APVD	J.WESTMAN		
		PRODUCT SPEC	S.FLICKINGER		
		APPLICATION SPEC	108-1163-2		
		WEIGHT	114-2048		
		CUSTOMER DRAWING			
DIMENSIONS: mm		TOLERANCES UNLESS OTHERWISE SPECIFIED:		NAME	
0 PLC ± -		1 PLC ± -		MODULAR JACK ASSEMBLY,	
2 PLC ± 0.25[.01]		3 PLC ± 0.13[.005]		SINGLE PORT, 8 POSITION, SHIELDED,	
4 PLC ± -		ANGLES ± -		REVERSE PANEL GROUND TABS, CATEGORY 5	
MATERIAL SEE NOTE 1		FINISH SEE NOTE 1		SIZE CAGE CODE DRAWING NO RESTRICTED TO	
				A2 00779 C=5406299	
				SCALE 2:1 SHEET 1 of 1 REV D	